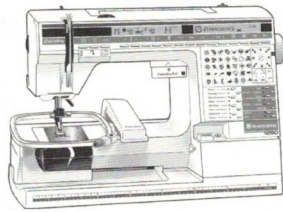
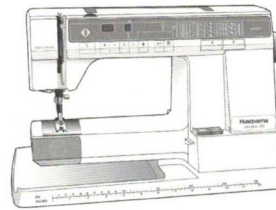


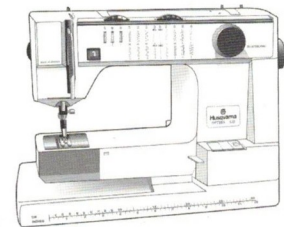
To determine which presser feet and accessories fit your model of HUSQVARNA® VIKING® sewing machine, identify your model from the illustrations on this page. The number in a square will identify each of the accessories that will fit your HUSQVARNA® VIKING® sewing machine. Step by step instructions teach you how to use each foot, plus project ideas are pictured for your inspiration. If your sewing machine model is not included below, visit our **website www.husqvarnaviking.com** for more information.




① ORCHIDEA™, I250, #I+, I200, I100, I090, I070, I070 S, I050.



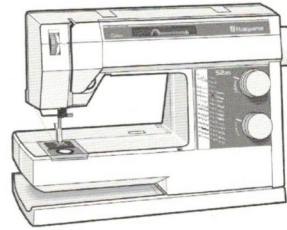
② 990 S, 990, 980, 960, 950 S, 950, 945, 940.



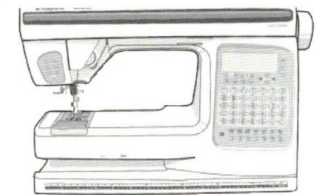
③ 630, 620, 610, 190, 185, 180, 150, 120.



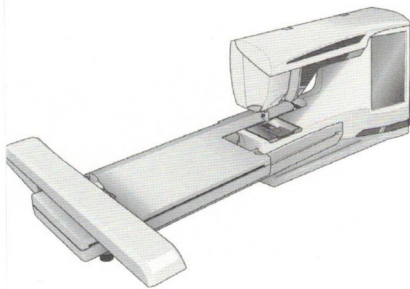
④ 105, 100, 95, 90.



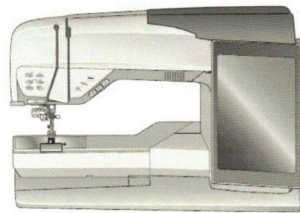
⑤ PRELUDE™ 360, PRELUDE™ 340, DAISY™ 335, 330, 325, 320, 315, 310, HUSQVARNA® VIKING® 250, 230, 225/215, 210, 205, SCANDINAVIA™ 100, EDEN ROSE™ 250M, TRIBUTE™ 140M, 145M. EMERALD™ 122, 118, 116.



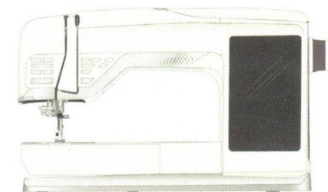
⑥ PLATINUM™ 955 E, 950 E, PLATINUM™ Plus 775, 770, 75, Quilt, 750 Quilt, 735, 730, 715, ROSE™ 605, 600, IRIS™, LILY™ 555, 550, 545, 540, 535, 530, HUSQVARNA® VIKING® 500, INTERLUDE™ 445, 435, FREESIA™ 425, 415, HUSQVARNA® VIKING® 400, 350, SCANDINAVIA™ 400, 300, 201 EMERALD™ 203, 183. DESIGNER JADE™ 35. JADE™ 20, OPAL™ 650, 670,



⑦ DESIGNER DIAMOND Royale™, DESIGNER DIAMOND deLuxe™, DESIGNER DIAMOND™, DESIGNER RUBY Royale™, DESIGNER RUBY deLuxe™, DESIGNER RUBY™ DESIGNER TOPAZ™ 50, 40, 30, 25, 20, DESIGNER™ SE, DESIGNER™ SE Limited Edition, DESIGNER™ I, II, QUILT DESIGNER™, QUILT DESIGNER™ II, SAPPHIRE™ 965Q, 960Q, 930, 875Q, 870Q, 855, 850, 835, 830, DESIGNER BRILLANCE™ 80, BRILLANCE™ 750, OPAL™ 690, EDEN



⑧ DESIGNER EPIC™, EPIC™ 980Q.



⑨ DESIGNER EPIC 2™,